




Super Nova² Chuck

The Supernova² has all the benefits of the original Supernova chuck but with several new features. It has one of the most powerful grips around, compact and lightweight and comes with a 2 year guarantee. Features include:

- Captured pinion for precise location of the all new allen key operation.
- T-bar allen key with easy grip plastic handle.
- Ball nose allen key for ease of chuck operation even with a large workpiece in the chuck.
- Captured pinion has locking direction arrow for ease of use (see A).
- The Supernova² grips equally well in expansion or contraction mode.
- The back of the chuck body is enclosed to stop dust from getting in to the gearing.
- As part of the package you receive a threaded insert, 50mm jaws and woodworm screw.
- The Supernova² operates with an insert to fit your lathe so when you change your lathe you will only need a new insert – not a new chuck.


100mm Jaw Set



The two largest jaws sets in the range to handle large diameter work pieces making them an ideal companion to the Supernova as the powerful chuck complements the big

capacity of these jaw sets.



25mm Jaw Set



Quick and easy for small bowls up to 6" diameter and small unsupported spigot work up to 5". These popular jaws are ideal for gripping below the size that can be handled by the standard 50mm jaws

Bowl Jaw Set


Bigger bowls can be held securely with the superior grip of these heavy duty dovetails jaws using a spigot or a recess. These represent the perfect mid-range between the standard 50mm jaws and the much larger 100m jaws.



Cole Jaw Set & Mini Cole Jaw Set

Cole Jaws are a versatile set designed primarily for the re-chucking of bowls to remove chuck marks or to re-shape the bottoms of bowls that have already been turned. The Mini Jaw Set have all the versatility of the large jaws for smaller projects without any compromise.

With the addition of other chuck jaw sets which can be fitted to the Cole Jaws, a full range of facilities is available - expanding dovetails facility for mounting bowls and platter and a reverse dovetail for mounting footed bowls and platters.




Pin Jaw Set

These jaws are a specially extended version of the 25mm Jaw Set and are designed to act like a pin chuck expanding into a pre-bored

hole. This is very useful when turning free form edge bowls. The real advantage is that there is no need to bore to exact size as with pin chucks. This makes the Pin Jaw Set ideal for pepper mills. The longer jaws allow for a very powerful spigot grip for smaller work like lace bobbins.

Spur Centre



The rugged, four-pronged Spur Centre fits snugly into the jaws of the Supernova. The wedge shape of the prongs and their four cornered position enable the Spur Centre to penetrate and firmly grip the wood. No need to remove the chuck for spindle work.

Super Nova Thread Sizes

| | | |
|-------------|---------------------------|---------------------|
| 3/4" x 16, | 30 x 3.5mm, | 33 x 3.5mm, |
| 1" x 8, | 1 1/4" x 8, | 1 1/2" x 12, |
| 1" x 12, | 1" x 10 | 3/4" x 10, |
| 25 x 2mm, | 5/8" plain bore, | 1" x 10 left hand, |
| 20 x 1.5mm, | 1 1/2" x 6 (dual thread), | 7/8" x 12 left hand |

| Description | Code | £ ex VAT |
|--------------------------|--------------------|---------------|
| Code 098 | | |
| Supernova Chuck & Insert | CM020 | 119.95 |
| Spur Centre | CM007 | 10.17 |
| Jaw Set | 100mm CM004 | 37.02 |
| Jaw Set | 25mm CM005 | 26.60 |
| Bowl Jaw Set | CM006 | 42.13 |
| Cole Jaw Set | CM021 | 51.02 |
| Mini Cole Jaw Set | CM022 | 41.06 |
| Pin Jaw Set | CM023 | 35.96 |